



## IATA Monthly BSP Statistics for Travel Agent Associations

Germany

Generation Date	15/04/2021
Year	2,021
Month	3



### IMPORTANT NOTICE:

This statistical report is shared in good faith and for general information purposes only. Whilst we've taken care to review the completeness, reliability and accuracy of this information, any decision you take using this information will be at your own risk. IATA will not be liable for any losses and damages in connection with the use of this information available in this report.

---



## Gross Sales View

Generation Date	15/04/2021
ThisYear	2,021
Month	3

**BSP:** Germany

### Month Information

ISO	Currency	Month	Gross Sales (Current Month)	Gross Sales (Same Month Last Year)	VAR %	VAR (in Millions)
DE	EUR	3	89,701,898	68,530,893	30.89%	21.17

### Year To Date Information

ISO	Currency	Gross Sales YTD (Current Year)	Gross Sales YTD (Last Year)	VAR %	VAR Sales (in Millions)
DE	EUR	172,845,348	1,870,014,973	-90.76%	-1,697.17

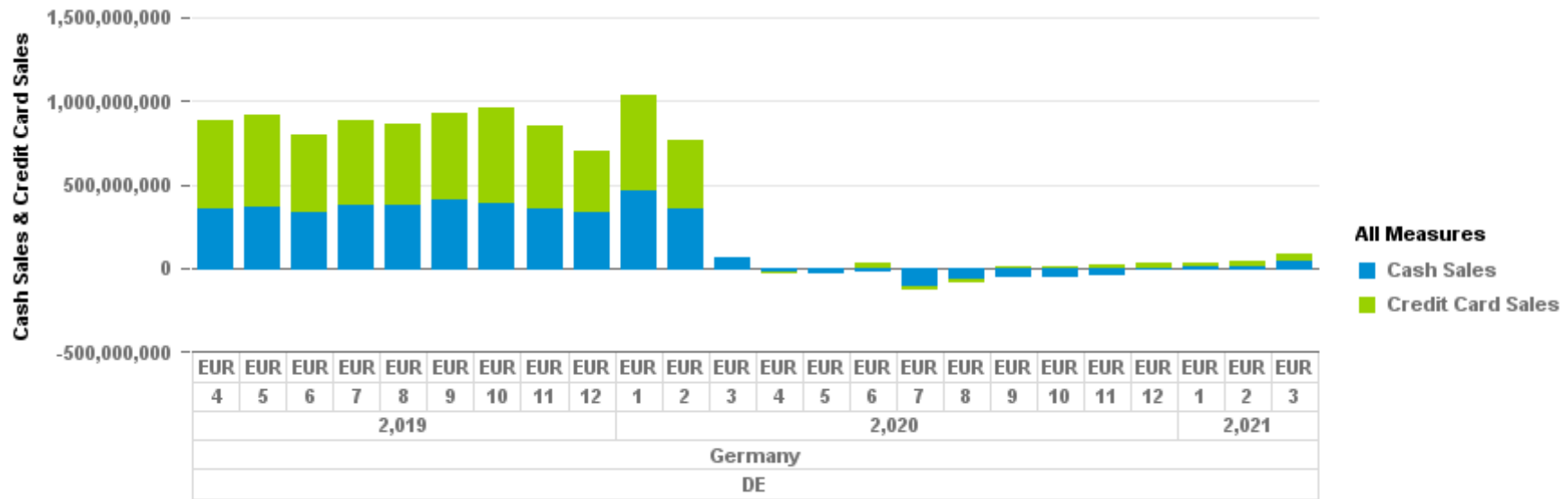
### Country Weight in Europe (Gross Sales)

13.30%



## Gross Sales View

### Evolution (Rolling 24 Months) Including Cash Vs CC Split



Operational Country ISO Code 2 Letters / Operational Country / Year / Month Number / Currency ISO Alpha Code



## Net Cash Settled View

Generation Date	15/04/2021
ThisYear	2,021
Month	3

BSP:	Germany
------	---------

### Month Information

ISO	Month	Currency	Net Cash Settled (Current Month)	Net Cash Settled (Same Month Last Year)	VAR %	VAR Sales (in Millions)
DE	3	EUR	39,098,833	62,245,049	-37.19%	-23.15

### Year To Date Information

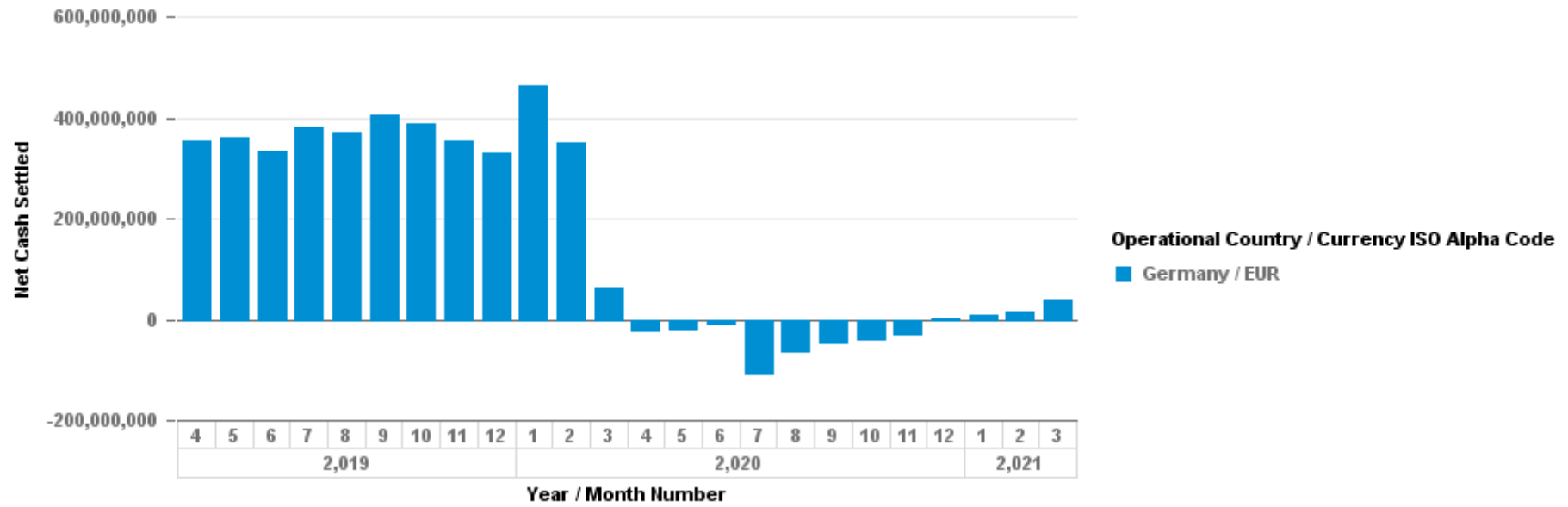
ISO	Currency	Net Cash Settled YTD (Current Year)	Net Cash Settled YTD (Last Year)	VAR %	VAR Sales (in Millions)
DE	EUR	61,408,967	876,648,073	-93.00%	-815.24

Country Wheight in Europe (Net Cash Settled)
9.17%



## Net Cash Settled View

### Evolution (Rolling 24 Months)





## Transaction Volumes

Generation Date	15/04/2021
ThisYear	2,021
Month	3

**BSP:** Germany

### Month Information

ISO	SCU Volume Month (Current Y)	SCU Volume Month (Y-1)	VAR % SCU Month	VAR Number SCU Month
DE	445,265	1,307,215	-65.94%	-861,950

### Year To Date Information

ISO	SCU Volume YTD (Current Y)	SCU Volume YTD (Y-1)	VAR % SCU YTD	VAR Number SCU YTD
DE	1,147,145	5,940,555	-80.69%	-4,793,410

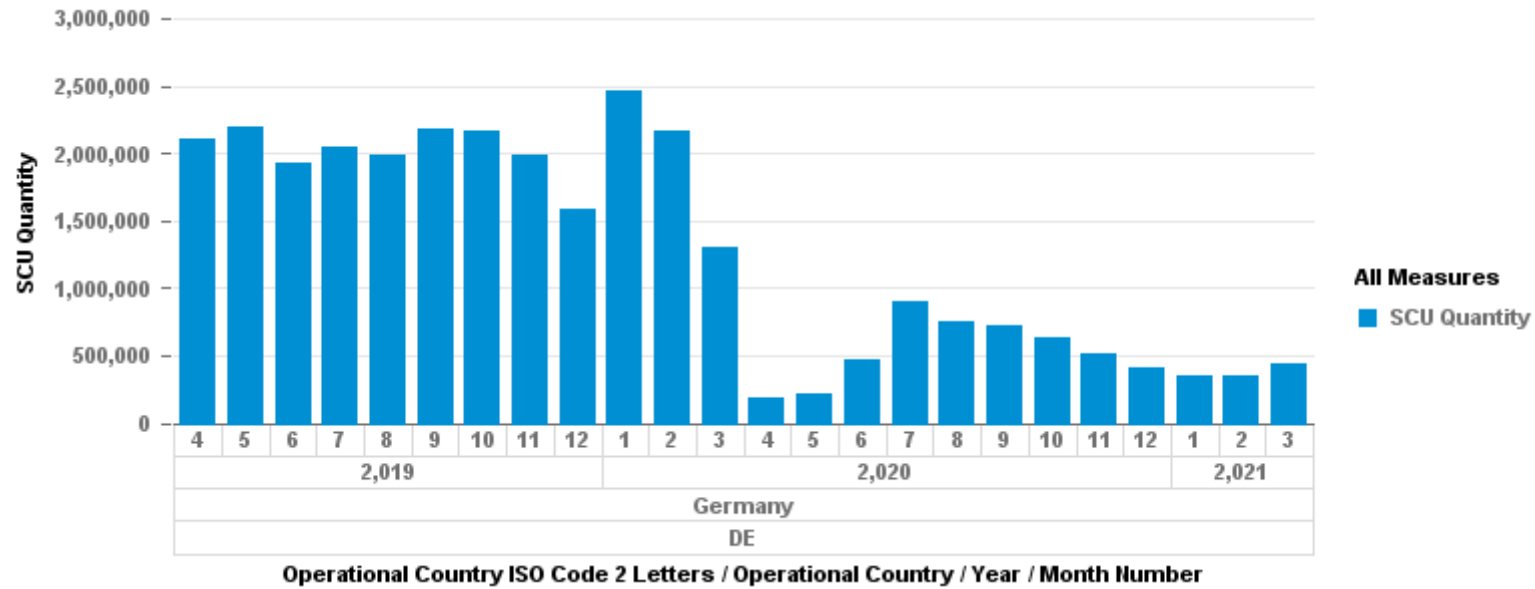
### Country Weight in Europe (SCUs)

11.65%



## Transaction Volumes

### Evolution (Rolling 24 Months)





## Agent Participation Volumes (at the generation date of this report)

Generation Date

15/04/2021

BSP:

Germany

### Volumes

Total Agents in the Country	Total Agents in the Region	Regional Weight
2,241	17,875	12.54%

### Split by Type of Location

Agent Head Offices	Agent Branches	Agent Sales Activity Codes
978	1,263	

